

1. EVOLUTION OF COLOMBIAN FILM MARKET

2. EVOLUTION OF COLOMBIAN FILM INDUSTRY

3. GROWTH INDICATORS FOR COLOMBIAN FILM INDUSTRY

4. INTERNATIONAL COMPARISON

5. SPECIAL REPORT

OTHER BULLETINS ▶

Pantalla Colombia

Location Colombia

Cine en Cifras Files

Printable Version

Infography PDF

Graphics PDF

Excel Graphics



In this issue of Cine en Cifras ("Film & Figures") you'll find a report containing Colombian film industry indicators and statistics, which thanks to Proimágenes Colombia will be available electronically twice yearly. All of the information in these bulletins has been compiled using methodology designed by Fedesarrollo.

Click on each section to get more information



1. EVOLUTION OF COLOMBIAN FILM MARKET

Click here to see more statistics on the evolution of Colombian film market



2007 → 2017



First HALF



2007 20.67
\$148.7 = 54.15 MILLIONS OF DOLLARS

2008 21.56
\$159.9 = 58.25 MILLIONS OF DOLLARS

2009 27.07
\$198 = 72.12 MILLIONS OF DOLLARS

2010 33.66
\$258 = 93.97 MILLIONS OF DOLLARS

2011 38.01
\$294 = 107.06 MILLIONS OF DOLLARS

2012 40.85
\$327.7 = 119.34 MILLIONS OF DOLLARS

2013 43.28
\$352 = 128.16 MILLIONS OF DOLLARS

2014 46.53
\$384 = 139.83 MILLIONS OF DOLLARS

2015 58.81
\$492 = 179.22 MILLIONS OF DOLLARS

2016 61.43
\$531.1 = 173.94 MILLIONS OF DOLLARS

2017* 32.95
\$290.73 = 98.27 MILLIONS OF DOLLARS

FILM ATTENDANCE



Millions of spectators 2015

BOX OFFICE



Million Dollars

2017



32,945,460 ADMISSIONS

\$ 98.27 MILLIONS OF DOLLARS



↑ DURING 2017 THE ADMISSIONS ROSE BY COMPARED TO THE FIRST HALF OF 2016

1,96%



THE BOX OFFICE DURING THE 2017 ROSE BY COMPARED TO THE FIRST HALF OF 2016

6.90

Thousand million COP

2. EVOLUTION OF COLOMBIAN FILM INDUSTRY

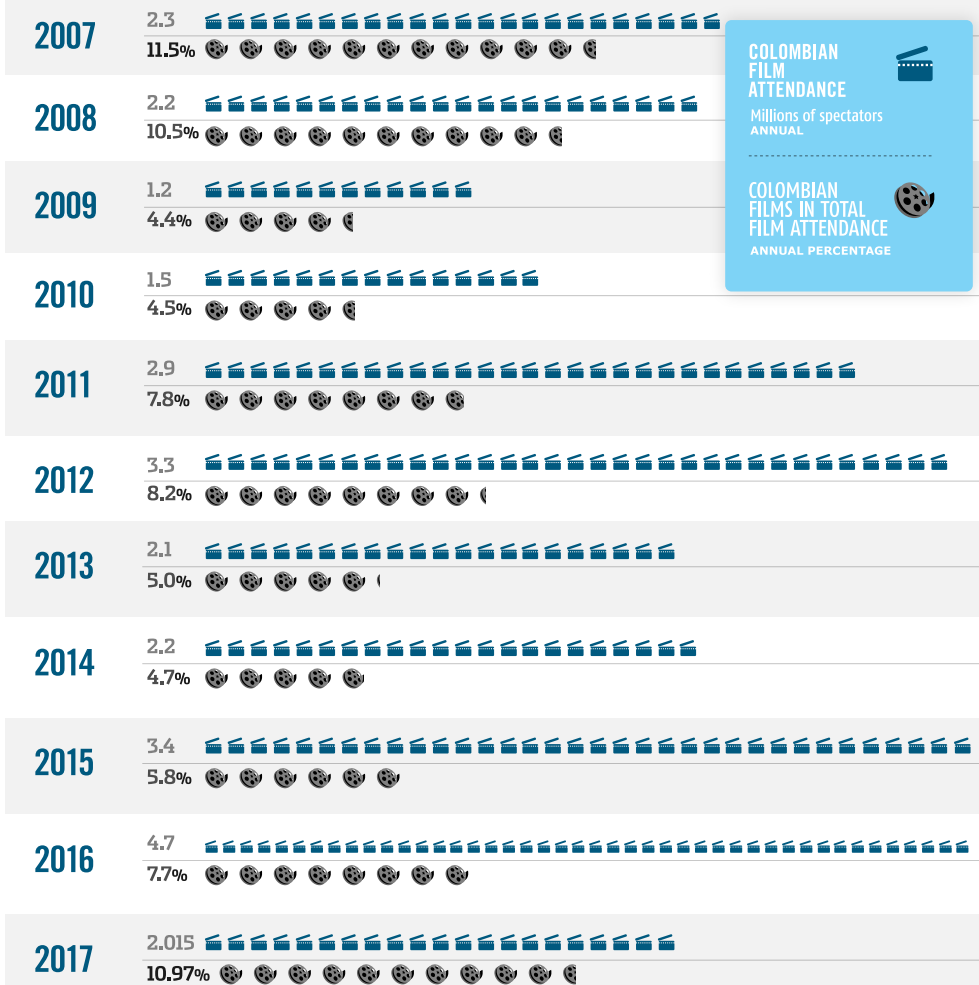
Click here to see more statistics on the evolution of Colombian Film Industry



★ ★ ★ ★ ★

2007 → 2017 * First HALF

★ ★ ★ ★ ★



COLOMBIAN FILM ATTENDANCE
Millions of spectators ANNUAL

COLOMBIAN FILMS IN TOTAL FILM ATTENDANCE
ANNUAL PERCENTAGE

2017 2.0 MILLION SPECTATORS WAS THE ATTENDANCE AT COLOMBIAN FILMS DURING 2017

10.97% OF THE FILM RELEASES WERE NATIONAL PRODUCTIONS

ATTENDANCE AT COLOMBIAN FILMS DURING THE 2017 COMPARED TO THE SAME PERIOD IN 2016 FELL BY 5,3 %

3. GROWTH INDICATORS FOR COLOMBIAN FILM INDUSTRY

Click here to see more statistics of Growth Indicators for Colombian Film Industry



THE FILM DEVELOPMENT FUND WAS CREATED USING A PERCENTAGE OF CONTRIBUTIONS FROM:

- Distributors
- Exhibitors
- Producers

814 LAW 2003

FILM DEVELOPMENT FUND IS MAINTAINED BY parafiscal contributions from exhibitors, distributors and producers of Colombian films

DISTRIBUTED TROUGH

- Call for entries
- Selective Incentives
- Automatic Incentives

THE APPROVED FILM DEVELOPMENT FUND RESOURCES FOR 2017 ARE


10.14 MILLION DOLLARS

COP \$ 30.970.637.272


THE RESOURCES ARE DISTRIBUTED:

- 70%** creation, production, coproduction of feature length films and short films.
- 30%** complementary lines of action to promote the national film industry.


4. INTERNATIONAL COMPARISON

 Population

 Film Attendance

 National feature film releases per year

 Million of spectators



*The information for all countries is updated to 2016.

Fuente: Focus: World Film Market Trends 2017. Marché du Film, Festival de Cannes.